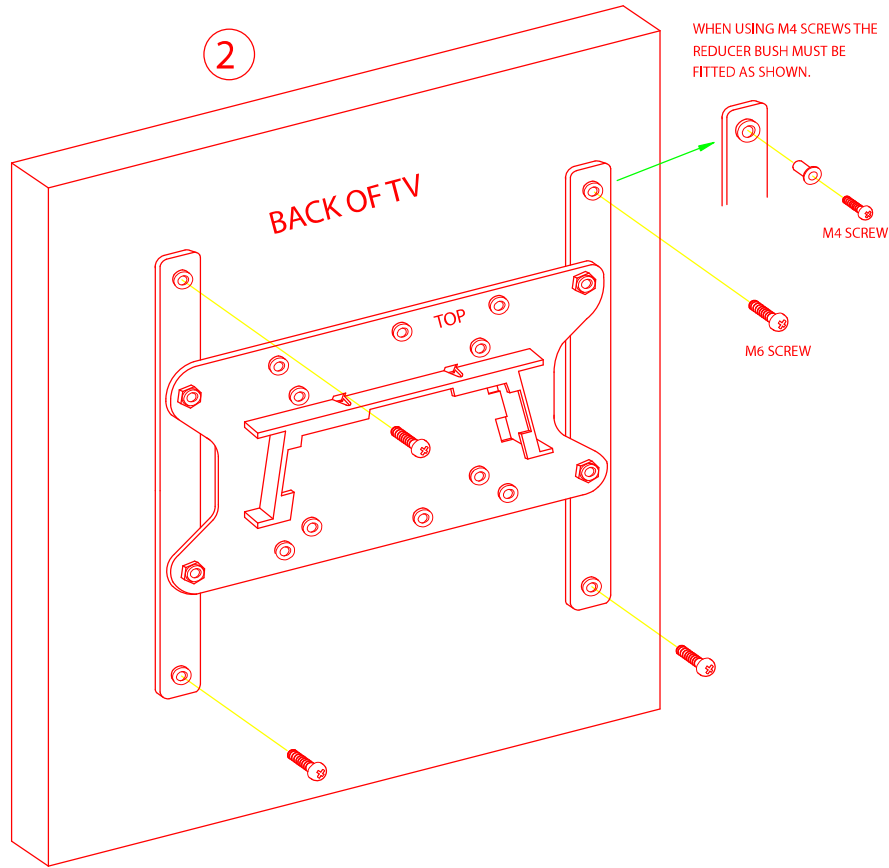
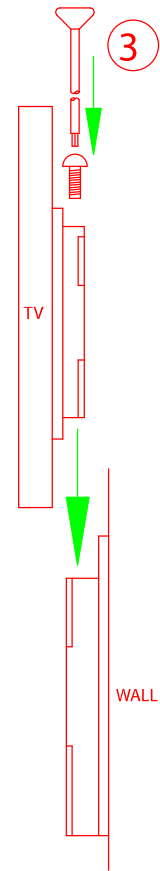








TO USE 200mm. x 200mm. TV CENTRES. ASSEMBLE THE TWO ADAPTOR PLATES USING THE FOUR M6 C/SINK BOLTS AND NYLOK NUTS PROVIDED.



FIX TV BACK PLATE BRACKET TO BACK OF TV AS SHOWN WITH THE FOUR M6 SCREWS, OR THE FOUR M4 SCREWS WITH REDUCER BUSH.



SLOT TV INTO WALL BRACKET AND SECURE FROM THE TOP WITH THE TWO SOCKET M4 SCREWS, USING SOCKET DRIVER PROVIDED.

	x4
M4 FOR TV FIXINGS	
	x4
M6 FOR TV FIXINGS	
	x2
SECURING SCREW	
	x4
REDUCER BUSH	
	x4
M6 C/SINK FOR ADAPTOR PLATES	
	x4
M6 NYLOK NUT	